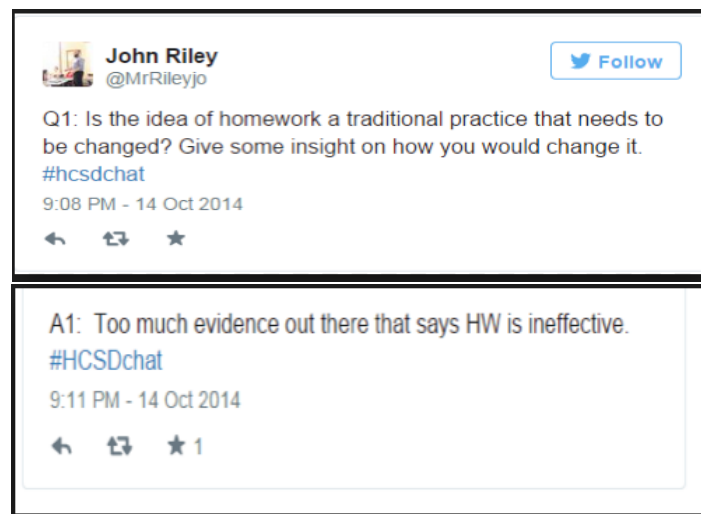


**Twitter Conversation: “Ending Child Labor in Supply Chains”**  
**Winrock International event**  
**June 9, 2016 @ 10-11am (EST)**  
**#EndCL**

**What is a Twitter Chat?**

A Twitter chat or Tweet chat is when a group of Twitter users meet at a pre-determined time to discuss a certain topic, using a designated hashtag (#EndCL) to each tweet contributed. A host or moderator will pose questions (designated with Q1, Q2,...) to prompt responses from participants (using A1, A2,...) and encourage interaction among the group. See example from another Twitter chat:



**Tips for participating in the Twitter Chat**

1. If you frequently tweet or are tweeting from a company handle, give your Twitter followers a heads-up before you join a Twitter chat (“High tweet volume warning”).
2. When answering a specific question or comment from another participant, use Twitter handles to identify who you’re speaking to in order to avoid confusion. See example below:



In the example, the Twitter user (@susandyoung) poses a question to Seamless (@Seamless). She does so by putting “@Seamless” at the beginning of the tweet, followed by her statement and question. Seamless responds to her question by putting “@susandyoung” at the beginning of their tweet. NOTE: In this example, if this were part of a Twitter chat, both Tweeters would include the common hashtag so that everyone in the chat can see.

3. **ALWAYS** include the chat hashtag (#EndCL) in your tweets / responses.
4. In some cases, your responses might require more than one tweet. In order to do “Connected Tweets”, include a number before each tweet to show that it is part of a series. See example below:



In the example, the Twitter user (@sama) uses numbers at the beginning of each tweet to show that these four tweets are part of a connected series of tweets.

5. Be polite, and be positive!

For more information on how to participate in a Twitter chat scroll further or, please visit:

<https://teacherchallenge.edublogs.org/step-3-twitter-chats/>

**Twitter Conversation: “Ending Child Labor in Supply Chains”**  
**Winrock International event**  
**June 9, 2016 @ 10-11am (EST)**  
**#EndCL**

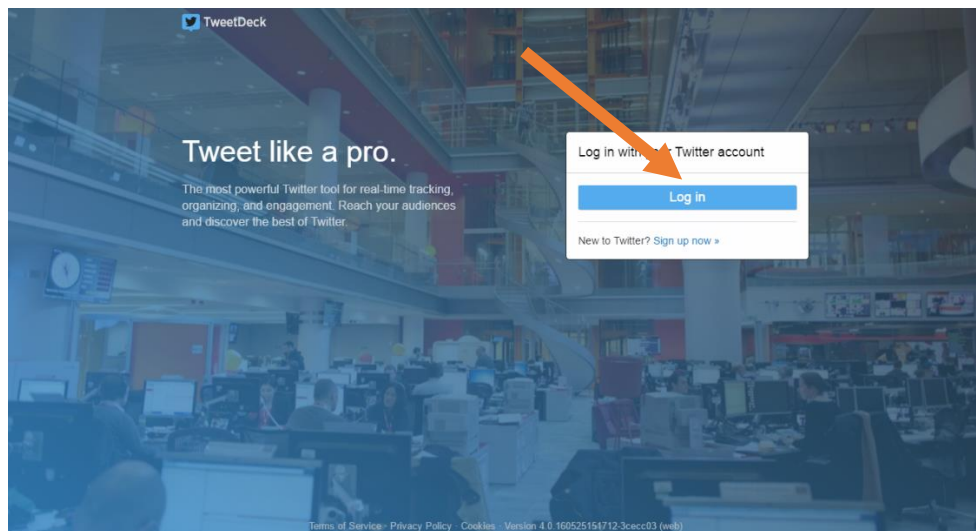
**How to Participate in the Twitter Chat**

If you already have a Twitter account but are unfamiliar or have never participated in a Twitter conversation, then there are a number of options you can use to follow the conversation. We recommend that you use TweetDeck, but if you would like to use another application, please visit: <https://blog.bufferapp.com/twitter-chat-101>. **NOTE: In order to use any of these applications, you will need to have a Twitter account. To create a Twitter account, visit: <http://www.twitter.com>**

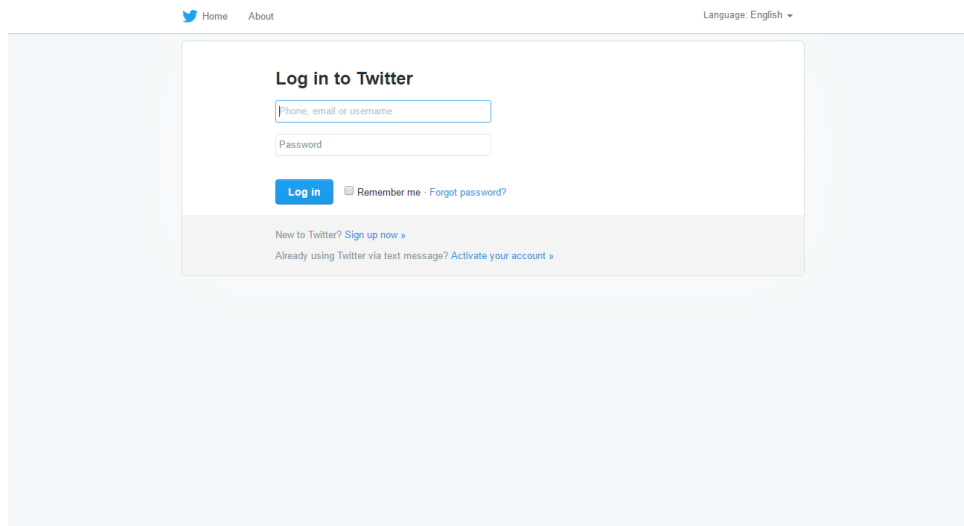
If you would like to watch the conversation WITHOUT creating a Twitter account, please visit the Winrock Twitter page (<https://twitter.com/WinrockIntl>) and find and click on the hashtag #EndCL. You will be unable to participate in the conversation, but you will be able to see the entire conversation.

**How to Use TweetDeck to Participate in the Twitter Chat**

First, go to: <https://tweetdeck.twitter.com/>

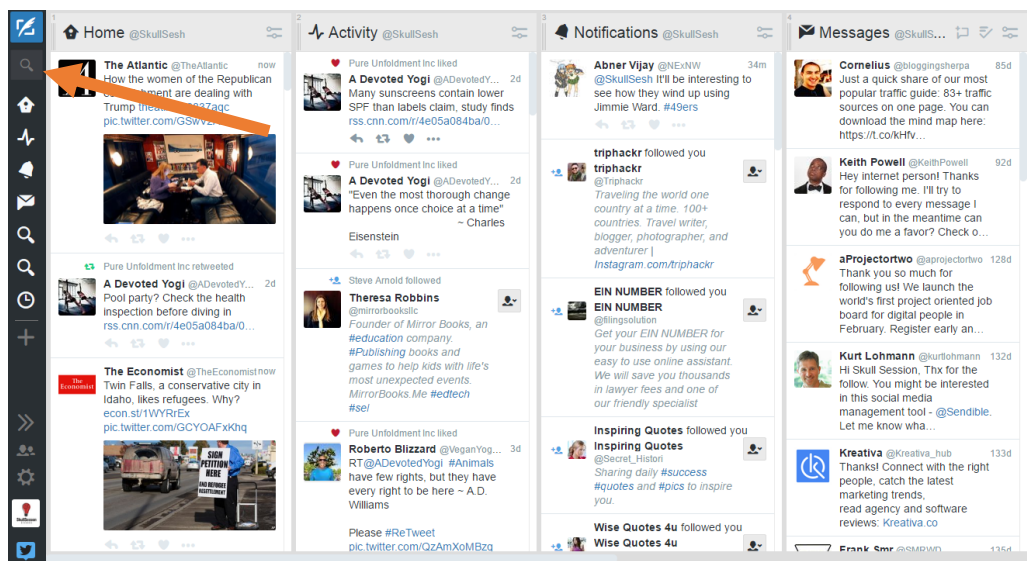


Click on “Log in”

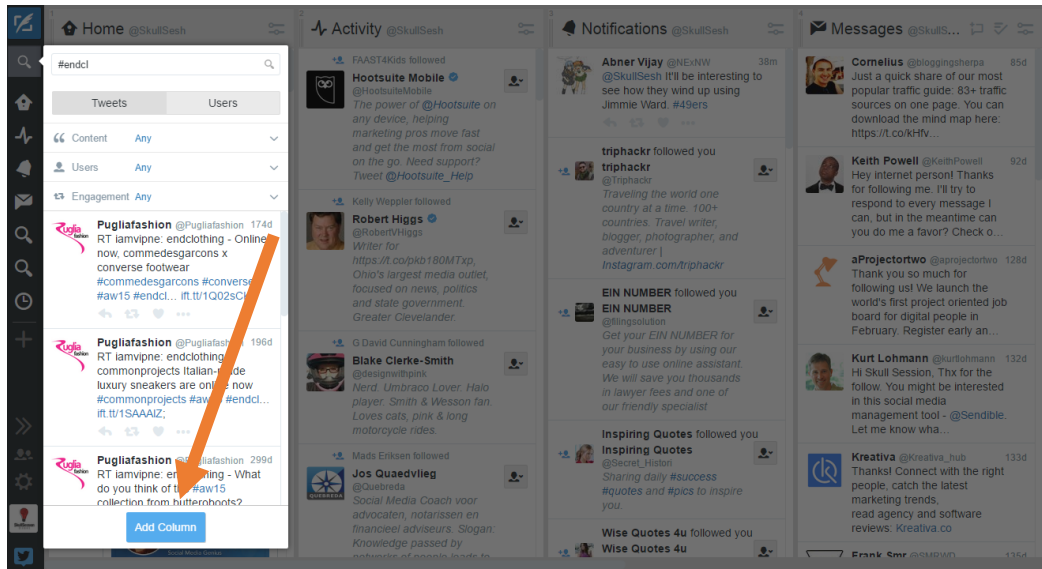


Enter your Twitter handle, password, and click “Log in”. NOTE: When entering your handle, you do NOT have to use “@”.

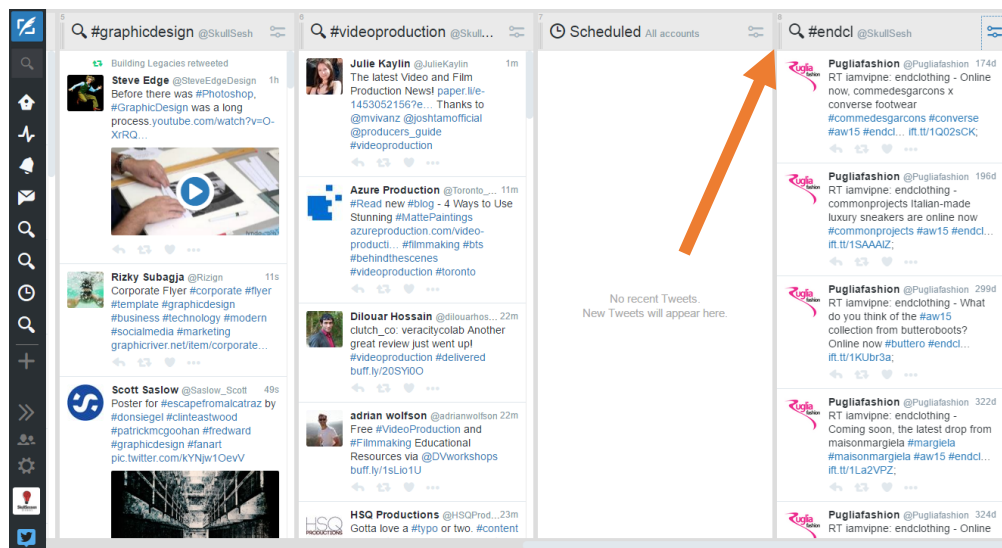
If you are signing into TweetDeck for the first time, then your screen may have 1-4 columns of tweets (e.g., “Home”; “Activity”; “Notifications”; “Messages”). To get an idea of the purpose of each column, please visit: <https://support.twitter.com/articles/20169914>



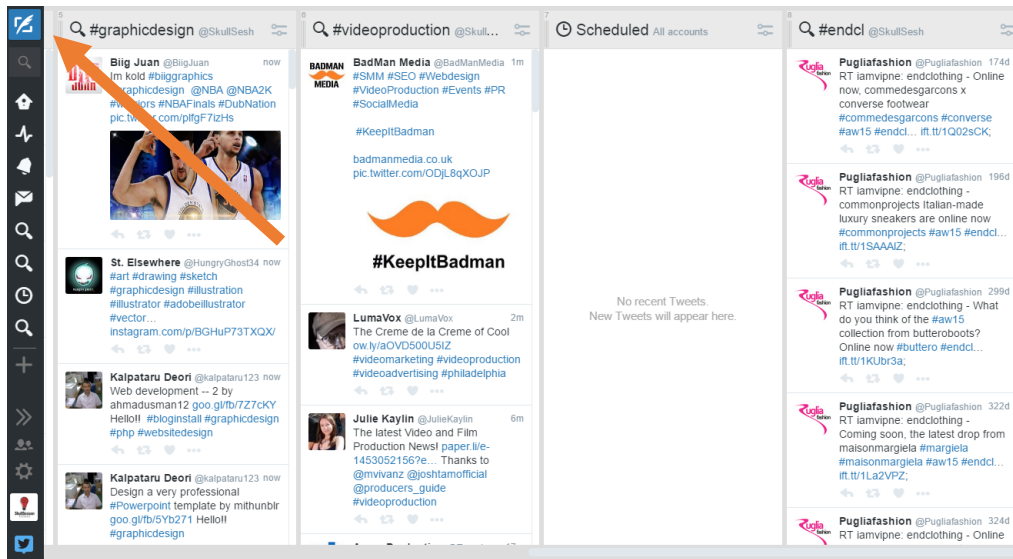
To participate in the Twitter conversation, you will need to add a column for #EndCL. To do so, click on the magnifying glass and search for #EndCL. NOTE: Be sure to use “#” when searching.



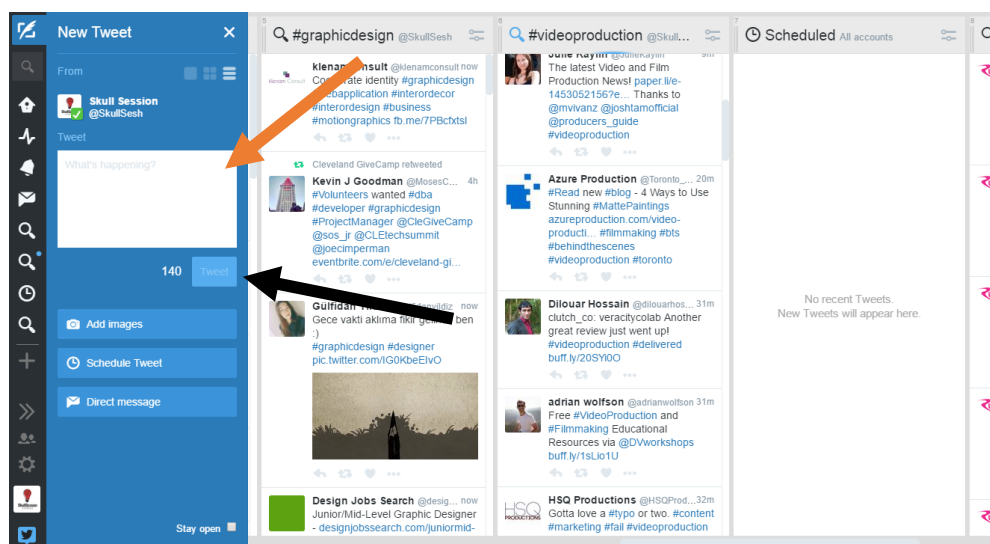
Once you search, you will need to click the button “Add Column”.



The column will then be added to the end of the row of columns (farthest to the right). All the tweets with the #EndCL will now appear in that column. If you would like to move the column’s location, then click-and-hold the mouse button on the three vertical lines (see arrow above) at the top of the column and drag the column to where you want to move it and release the mouse button.



If you move the column or not, you are now ready to join and follow the conversation. To tweet, simply click on the button in the top left corner.



A menu will appear on the left of the screen. Type your tweet into the blank white space (orange arrow) and click the “Tweet” button (black arrow). NOTE: The character limit per tweet is 140. Your tweet will appear in two columns: “Home” and “#EndCL”.