



IMPACT AND INNOVATION

2021 FINANCIALS

2021 BOARD MEMBERS

Jude Kearney

CHAIR

Managing Partner
Asafo & Co.
Clarksburg, MD

Suzanne E. Siskel

VICE CHAIR

Executive Vice President & COO
The Asia Foundation
San Francisco, CA

Jerry B. Adams

President & CEO
Arkansas Research Alliance
Conway, AR

Samar S. Ali

Attorney and Director
Bass Berry & Sims and Lodestone Advisory
Nashville, TN

Jason Bordoff

Professor of Professional Practice in
International & Public Affairs Founding
Director, SIPA Center on Global
New York, NY

David Braman

San Francisco, CA

Thomas Green

Senior Counsel
Sidley Austin LLP
Washington, DC

Rick Leach

President & CEO
World Food Program USA
Washington, DC

Nanette Medved-Po

Chairperson & President
HOPE
Makati City, Philippines

Lisa Milton

CEO of AZAP
Seal Harbor, ME

John M. Nees

Attorney at Law
San Francisco, CA

Tuan Nguyen

Senior Client Advisor – Managing
Director
Rockefeller Capital Management
West Conshohocken, PA

Peter O'Neill

New York, NY

Ruth Oniang'o

Nairobi, Kenya

William Rockefeller

Vice President
Winrock Farms
Little Rock, AR

Saud Siddique

Executive Chairman
Singapore

John R. Tyson

Chief Sustainability Officer
Springdale, AR

Rodney Ferguson

President & CEO
Winrock International
Arlington, VA

2021 CORPORATE OFFICERS & EXECUTIVE TEAM

Rodney Ferguson

President & CEO

Joyjit Deb Roy

Executive Vice President of Global
Programs & Development

Mike Myers

Senior Vice President, Chief Financial
Officer & Treasurer

Edna Cruz

Vice President & Chief People Officer

Malika Magagula

Chief Operating Officer

Patricia McCall

Vice President, Corporate Affairs &
Global Strategy

Charlotte Young

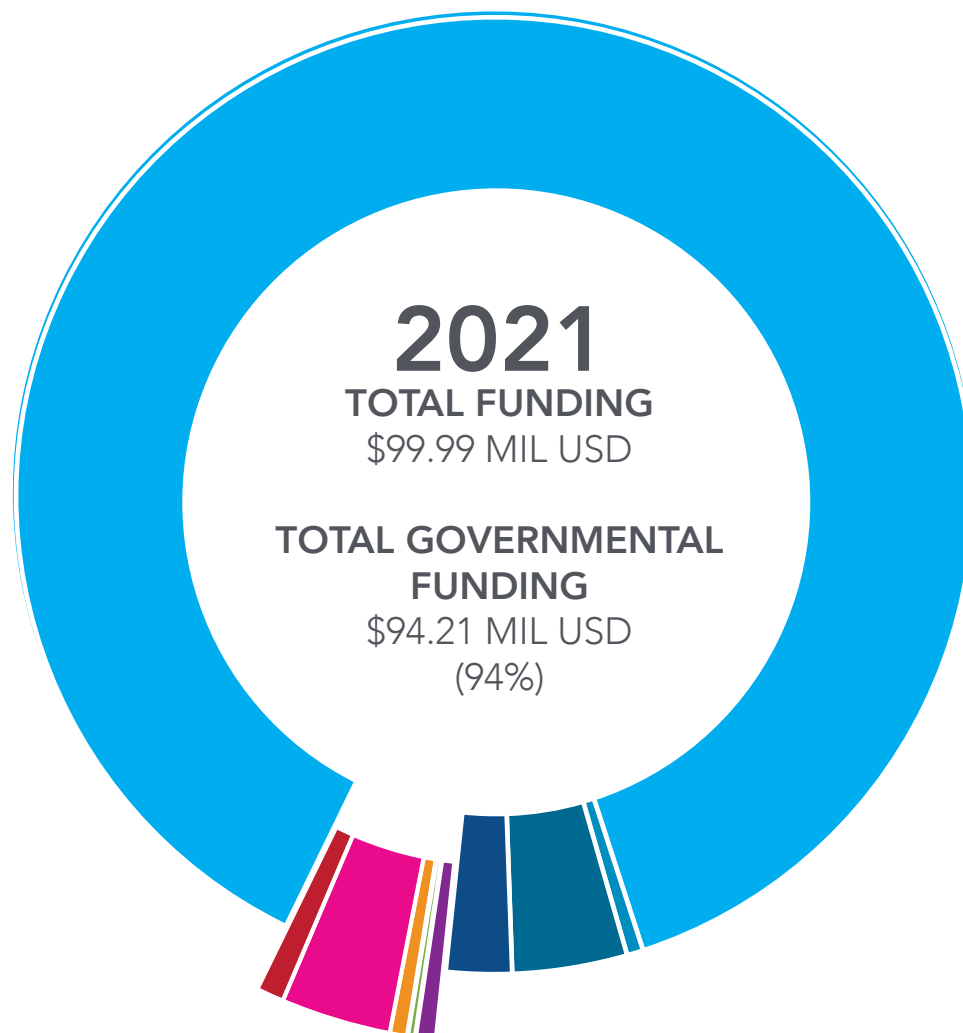
Vice President, General Counsel & Chief
Risk & Compliance Officer

Libby Whitbeck

Chief of Staff & Director, Public Policy

FUNDERS & DONORS

Winrock's programs are made possible through the generosity and commitment of our funders and donors. We appreciate their confidence in our ability to fulfill our mission and effect meaningful change.



NON-GOVERNMENTAL

CORPORATIONS	\$870,804.00
FOUNDATIONS	\$3,593,406.00
INDIVIDUALS AND FAMILIES	\$362,612
MULTILATERALS	\$89,550.00
NONPROFITS AND UNIVERSITIES	\$864,200

GOVERNMENTAL

NON-U.S. GOVERNMENT AGENCIES	\$2,137,700
OTHER U.S. FEDERAL GOVERNMENT AGENCIES	\$3,999,482
U.S. STATE AND LOCAL GOVERNMENT AGENCIES	\$435,146
USAID	\$87,636,988

ORGANIZATIONS

CORPORATION

Axiom Corporation
AT&T
Bank OZK
Mars Petcare
McCormick Global Ingredients, Ltd
Nedamco Capital
Nestle Nespresso
Quilting Knot
Southern Bancorp
Systemiq Ltd
The Walt Disney Company
Wright, Lindsey & Jennings

FOUNDATION

Arkansas Black Hall of Fame
Beacon IA of Impact Assets
Cedar Tree Foundation
Charities Aid Foundation of America
Conservation International
Everglades Foundation
Goldin Foundation for Excellence in Education
Hillman Family Foundation
Lilah Hilliard Fisher Foundation
National Fish and Wildlife Foundation
Network for Good
Regenerative Agriculture Foundation
Robert H.N. Ho Family Foundation LTD
Rockefeller Family Fund, Inc.
VISA Foundation
Walmart Foundation

Walton Family Foundation
WK Kellogg Foundation
Women's Foundation of Arkansas

MULTILATERALS

World Bank
World Intellectual Property Organization

NON U.S. GOVERNMENT AGENCIES

Guyana Forestry Commission
Norwegian International Climate and Forest Initiative (NICFI)

NONPROFITS AND UNIVERSITIES

Arkansas Capital Corporation
Arkansas Out of School Network
Chiang Mai Tobacco Growers & Dealers Assoc
Common Future
Delta Institute
Global Fund to End Modern Slavery
Green Climate Fund
Loughborough University
Para la Naturaleza
The Nature Conservancy
University of Arkansas
Wildlife Conservation Society

U.S. FEDERAL GOVERNMENT AGENCIES

U.S. Department of Agriculture (USDA)
U.S. Department of State

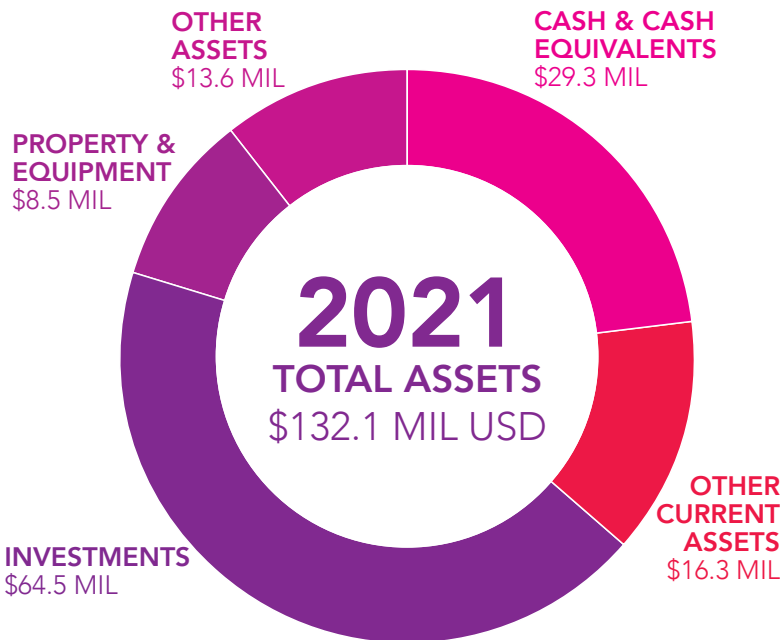
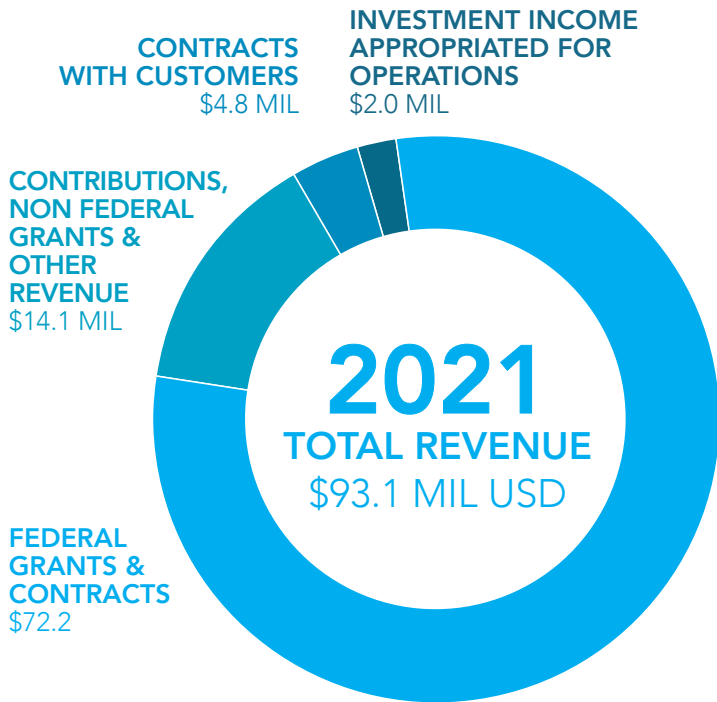
U.S. Small Business Administration (SBA)

U.S. Agency for International Development (USAID)

U.S. STATE AND LOCAL GOVERNMENT AGENCIES

Arkansas Economic Development Commission
City of North Little Rock
North Little Rock School District
Pulaski County
Pulaski County Special School District

OUR FINANCIALS



CONSOLIDATED STATEMENTS OF FINANCIAL POSITION

ASSETS	2021	2020
Cash and Cash Equivalents	\$29,301,191	\$31,314,927
Other Current Assets	\$16,269,856	\$18,399,479
Total Current Assets	\$45,571,047	\$49,714,406
INVESTMENTS	\$64,479,701	\$58,020,989
PROPERTY AND EQUIPMENT, NET	\$8,446,384	\$13,137,445
OTHER ASSETS	\$13,609,209	\$14,290,775
TOTAL ASSETS	\$132,106,341	\$135,163,615

LIABILITIES AND NET ASSETS

CURRENT LIABILITIES	\$30,500,680	\$35,063,754
NONCURRENT LIABILITIES	\$18,861,105	\$26,417,665
TOTAL LIABILITIES	\$49,361,785	\$61,481,419
NET ASSETS	\$82,744,556	\$73,682,196
TOTAL LIABILITIES AND NET ASSETS	\$132,106,341	\$135,163,615

CONSOLIDATED STATEMENTS OF ACTIVITIES

OPERATING REVENUE AND SUPPORT

Federal grants and contracts	\$72,170,494	\$78,591,606
Contributions, non federal grants, and other revenue	\$14,107,670	\$14,209,425
Contracts with customers	\$4,762,839	\$4,288,450
Investment income appropriated for operations	\$2,037,160	\$2,229,978
TOTAL OPERATING REVENUE AND SUPPORT	\$93,078,163	\$99,319,459

OPERATING EXPENSES

Program service expense	\$78,503,533	\$78,491,262
Management and general	\$14,399,598	\$15,116,284
TOTAL OPERATING EXPENSES	\$92,903,131	\$93,607,546

INVESTMENT GAIN IN EXCESS OF APPROPRIATIONS

Change in net assets	\$9,062,360	\$10,299,826
Net assets at beginning of year	\$73,682,196	\$63,382,370
NET ASSETS AT END OF YEAR	\$82,744,556	\$73,682,196

WINROCK'S MISSION IS TO EMPOWER THE DISADVANTAGED, INCREASE ECONOMIC OPPORTUNITY AND SUSTAIN NATURAL RESOURCES ACROSS THE GLOBE.