



# IMPACT AND INNOVATION

2022 FINANCIALS

# 2022 BOARD MEMBERS

## **Jude Kearney**

### **CHAIR**

Managing Partner  
Asafo & Co.  
Clarksburg, MD

## **Suzanne E. Siskel**

### **VICE CHAIR**

Executive Vice President & COO  
The Asia Foundation  
San Francisco, CA

## **Jerry B. Adams**

President & CEO  
Arkansas Research Alliance  
Conway, AR

## **Samar S. Ali**

Attorney and Director  
Bass Berry & Sims and Lodestone Advisory  
Nashville, TN

## **Jason Bordoff**

Professor of Professional Practice in  
International & Public Affairs Founding  
Director  
SIPA Center on Global  
New York, NY

## **David Braman**

San Francisco, CA

## **Michaela Edwards**

Partner  
Capricorn Investment Group  
New York, NY

## **Thomas Green**

Senior Counsel  
Sidley Austin LLP  
Washington, DC

## **Rick Leach**

President & CEO  
World Food Program USA  
Washington, DC

## **Nanette Medved-Po**

Chairperson & President  
HOPE  
Makati City, Philippines

## **Lisa Milton**

CEO  
AZAP  
Seal Harbor, ME

## **John M. Nees**

Attorney at Law  
San Francisco, CA

## **Tuan Nguyen**

Senior Client Advisor – Managing Director  
Rockefeller Capital Management  
West Conshohocken, PA

## **Peter O’Neill**

New York, NY

## **William Rockefeller**

Vice President  
Winrock Farms  
Little Rock, AR

## **Saud Siddique**

Executive Chairman  
Odyssey Capital Pte Ltd  
Singapore

## **John R. Tyson**

Chief Financial Officer  
Tyson Foods  
Springdale, AR

## **Rodney Ferguson**

President & CEO  
Winrock International  
Arlington, VA

# 2022 CORPORATE OFFICERS & EXECUTIVE TEAM

## **Rodney Ferguson**

President & CEO

## **Amanda Hilligas**

Vice President, Global Programs

## **Mike Myers**

Chief Financial Officer

## **Edna Cruz**

Chief People Officer

## **Malika Magagula**

Chief Operating Officer

## **Charlotte Young**

General Counsel, Chief Risk  
& Compliance Officer

## **Joyjit Deb Roy**

Chief Global Programs &  
Development Officer

## **Patricia McCall**

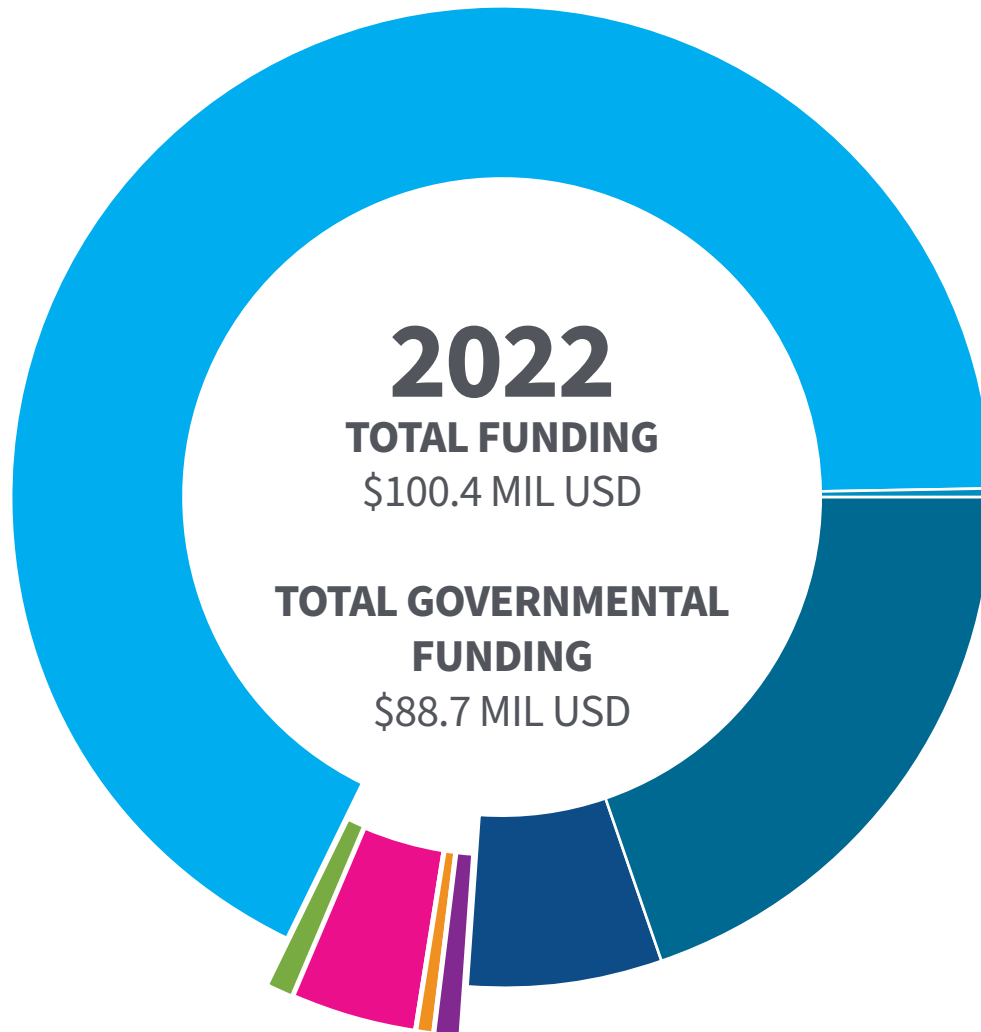
Chief Corporate Affairs &  
Strategy Officer

## **Libby Whitbeck**

Chief of Staff & Director,  
Public Policy

# FUNDERS & DONORS

Winrock's programs are made possible through the generosity and commitment of our funders and donors. We appreciate their confidence in our ability to fulfill our mission and effect meaningful change.



## NON-GOVERNMENTAL

---

**CORPORATIONS** \$839,364

**FOUNDATIONS** \$3,672,017

**INDIVIDUALS AND FAMILIES** \$547,818

**NONPROFITS AND UNIVERSITIES** \$832,682

## GOVERNMENTAL

---

**NON-U.S. GOVERNMENT AGENCIES** \$5,882,764

**OTHER U.S. FEDERAL GOVERNMENT AGENCIES** \$18,058,638

**U.S. STATE AND LOCAL GOVERNMENT AGENCIES** \$2,239,993

**USAID** \$62,563,912



# ORGANIZATIONS

## CORPORATIONS

Acumen Capital Partners  
Asia Pulp and Paper (APP)  
Bastazo Inc  
Chiang Mai Tobacco Growers & Dealers Assoc  
Climate and Land Use Alli  
Great Lakes Protection Fu  
Japan Tobacco Intl  
Mars  
McCormick Global Ingredients, Ltd  
Morrison Foerster  
NEDAMCO  
Nedamco Capital  
Nestle  
TotalEnergies Nature Based Solutions SAS  
Walmart Stores Inc.

## FOUNDATIONS

Cedar Tree Foundation  
Conservation International Foundation  
Everglades Foundation  
Gilead Foundation  
Good Energies Foundation  
Hilton Foundation  
Packard Foundation  
PPG Foundation  
Regenerative Agriculture Foundation  
Robert H.N. Ho Family Foundation  
Rockefeller Brothers Fund  
Rockefeller Family Fund  
Rockefeller Foundation  
Rockefeller Philanthropy Advisors  
The Kresge Foundation  
US Bank Foundation

Visa Foundation  
W.K. Kellogg Foundation  
Walton Family Foundation  
Winthrop Rockefeller Foundation

## NON U.S. GOVERNMENT AGENCIES

Agence Francaise de Development  
DFID  
Green Climate Fund  
Guyana Forestry Commission  
Norway's International Climate & Forests Initiative  
Norwegian International Climate & Forest Initiative  
SWI Agency For Dev & Coop

## NONPROFITS AND UNIVERSITIES

AOSN/ASU  
Arkansas Black Hall Of Fame  
Blackbaud Giving Fund  
Colorado State University  
Crossroads Resource Center  
Delta Institute  
Digital Literacy NE AR  
Engage AR  
Global Fund to End Modern Slavery  
Global Impact Investment  
Havener Fund  
Heartland Forward  
Lilah Hilliard Fisher Fnd  
Loughborough University  
National Fish & Wildlife Foundation  
Naturschulzbund Deutschland  
Para La Naturleza  
Regenerative Agriculture

Royal Society for Protection of Birds  
Trees For The Future  
Wallace Endowment  
Walmart.org  
Wildlife Conservation Society  
Wisions  
World Intellectual Property Organization

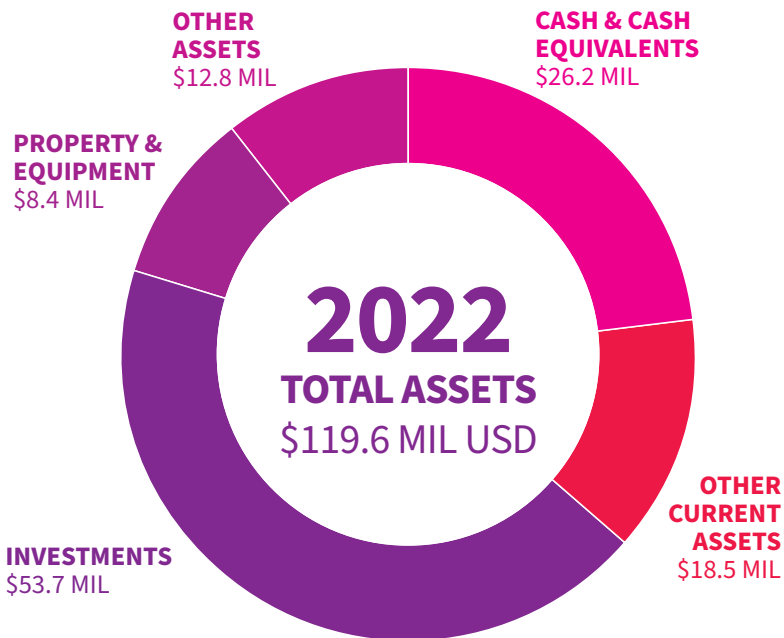
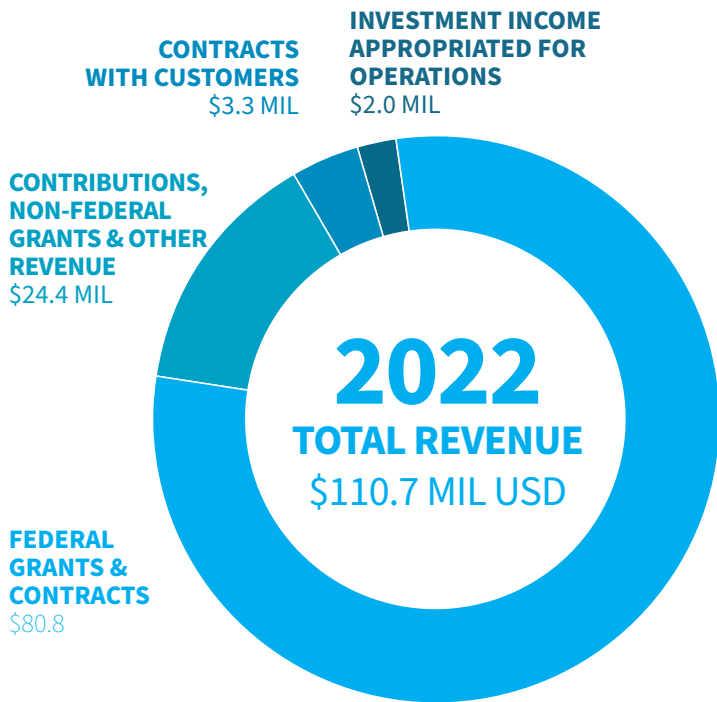
## U.S. FEDERAL GOVERNMENT AGENCIES

U.S. Environmental Protection Agency (EPA)  
U.S. Department of Labor (USDOL)  
U.S. Economic Development Administration (EDA)  
U.S. Department of State  
U.S. Small Business Administration (SBA)  
U.S. Department of Agriculture (USDA)  
U.S. Agency for International Development (USAID)

## U.S. STATE AND LOCAL GOVERNMENT AGENCIES

Arkansas EDC  
City of North Little Rock  
Delta Regional Authority  
Little Rock Water Reclamation Authority  
Pulaski County  
State of Arkansas

# OUR FINANCIALS



# CONSOLIDATED STATEMENTS OF FINANCIAL POSITION

	2022	2021
<b>ASSETS</b>		
Cash and Cash Equivalents	\$26,194,074	\$29,301,191
Other Current Assets	\$18,517,664	\$16,269,856
<b>Total Current Assets</b>	<b>\$44,711,738</b>	<b>\$45,571,047</b>
INVESTMENTS	\$53,699,754	\$64,479,701
PROPERTY AND EQUIPMENT, NET	\$8,428,155	\$8,446,384
OTHER ASSETS	\$12,800,155	\$13,609,209
<b>TOTAL ASSETS</b>	<b>\$119,639,802</b>	<b>\$132,106,341</b>
<b>LIABILITIES AND NET ASSETS</b>		
CURRENT LIABILITIES	\$24,196,239	\$30,500,680
NONCURRENT LIABILITIES	\$18,744,670	\$18,861,105
<b>TOTAL LIABILITIES</b>	<b>\$42,940,909</b>	<b>\$49,361,785</b>
NET ASSETS	\$76,698,893	\$82,744,556
<b>TOTAL LIABILITIES AND NET ASSETS</b>	<b>\$119,639,802</b>	<b>\$132,106,341</b>

# CONSOLIDATED STATEMENTS OF ACTIVITIES

<b>OPERATING REVENUE AND SUPPORT</b>		
Federal grants and contracts	\$80,844,273	\$72,170,494
Contributions, non federal grants, and other revenue	\$24,460,828	\$15,589,980
Contracts with customers	\$3,374,037	\$3,280,529
Investment income appropriated for operations	\$2,059,396	\$2,037,160
<b>TOTAL OPERATING REVENUE AND SUPPORT</b>	<b>\$110,738,534</b>	<b>\$93,078,163</b>
<b>OPERATING EXPENSES</b>		
Program service expense	\$88,346,459	\$78,503,533
Management and general	\$15,954,743	\$14,399,598
<b>TOTAL OPERATING EXPENSES</b>	<b>\$104,301,202</b>	<b>\$92,903,131</b>
<b>INVESTMENT GAIN IN EXCESS OF APPROPRIATIONS</b>	<b>\$(12,482,995)</b>	<b>\$8,887,328</b>
Change in net assets	\$(6,045,663)	\$9,062,360
Net assets at beginning of year	\$82,744,556	\$73,682,196
<b>NET ASSETS AT END OF YEAR</b>	<b>\$76,698,893</b>	<b>\$82,744,556</b>

WINROCK'S MISSION IS TO EMPOWER THE DISADVANTAGED, INCREASE ECONOMIC OPPORTUNITY AND SUSTAIN NATURAL RESOURCES ACROSS THE GLOBE.